




Q3 RESULTS 2023 | 16 Oct 2023

INVESTORS CONFERENCE CALL

About US

- Alijarah Holding Company Q.P.S.C. is a public shareholding company incorporated in the State of Qatar in accordance with resolution No. 35 issued on 21 April 2003 by the Ministry of Business and Trade. The Company is registered under commercial registration No. 26487 and is governed by the provisions of the Qatar Commercial Companies' Law No. 11 of 2015 and its amendments. The registered office of the Company is located at 'D' Ring Road, Doha, State of Qatar. The Company's shares are publicly traded at the Qatar Exchange.
- The Group is committed to conduct all its activities in accordance with Islamic Sharia'a. The Company and its fully owned subsidiaries are engaged in the following businesses:



DISCLAIMER

- This presentation has been prepared for information purposes only and is not and does not form part of any offer for sale or solicitation of any offer to subscribe for or purchase or sell any securities nor shall it or any part of it form the basis of or be relied on in connection with any contract or commitment whatsoever.




Table of Contents

- Q3 2023 PERFORMANCE
- INCOME STATEMENT
- FINANCIAL POSITION
- CASHFLOW



Q3 PERFORMANCE

QAR 29.24Mil

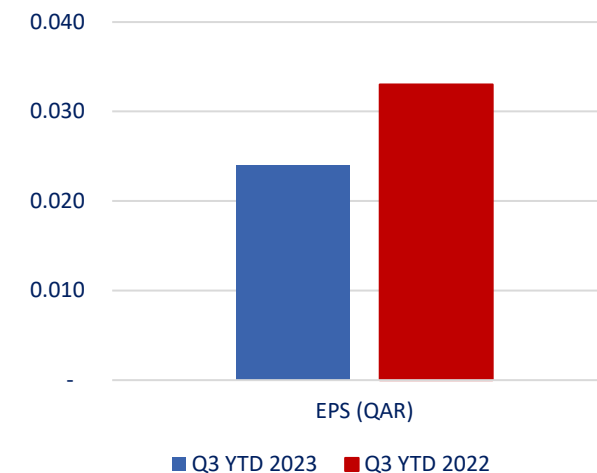
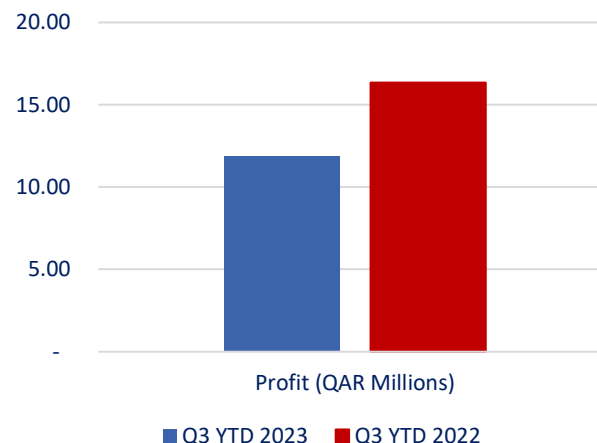
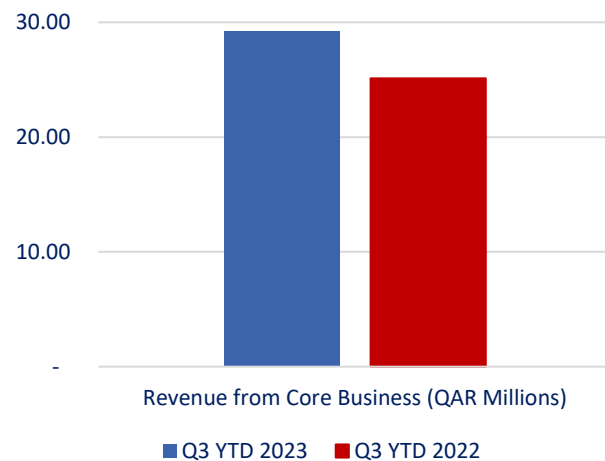
Revenue from Core Business

QAR 11.84Mil

Net Profit

QAR 0.024

EPS



INCOME STATEMENT

	Q3 YTD 2023	Q3 YTD 2022	%
Total revenues and income	33.39	45.21	(26.16%)
Total expenses	32.53	31.96	1.79%
Net operating income	0.86	13.26	(93.51%)
Net Finance Income	10.99	3.28	235.08%
Profit for the period from continuing operations	11.84	16.49	(28.20%)
Loss for the period from discontinued operations	-	0.15	(100.00%)
Profit for the period	11.84	16.34	(27.53%)
Earnings per share (QAR)	0.024	0.033	(27.53%)
*in millions QAR			

FINANCIAL POSITION

	Q3 YTD 2023	YTD 2022	%
Current Assets	121.39	108.31	12.08%
Non-Current Assets	586.33	605.27	(3.13%)
TOTAL ASSETS	707.73	713.58	(0.82%)
Current Liabilities	68.31	54.96	24.29%
Non-Current Liabilities	5.26	6.36	(17.39%)
TOTAL LIABILITIES	73.56	61.32	19.96%
EQUITY	634.16	652.25	(2.77%)
*in millions QAR			

CASHFLOW

	Q3 YTD 2023	Q3 YTD 2022	%
Profit for the year (before tax)	11.84	16.34	(27.53%)
Net cash flow (used in) from operating activities	(4.10)	28.78	(114.26%)
Net cash flow from (used in) investing activities	20.14	(229.69)	108.77%
Net cash flow from (used in) financing activities	3.56	(15.87)	122.41%
Net increase (decrease) in cash and cash equivalents	19.60	(216.78)	109.04%
Beginning of the period	22.94	249.15	(90.79%)
End of the period	42.54	32.37	31.41%
*in millions QAR			



THANK YOU

National Leasing Holding (Aljarah Holding)

D ring road, Al Hilal

ir@aljarah.com

www.aljarah.com

+974 4410 0400